
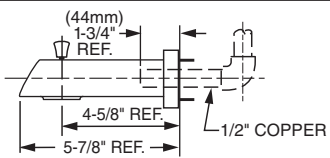

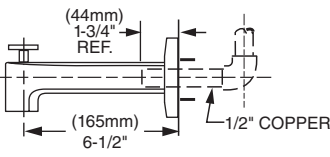

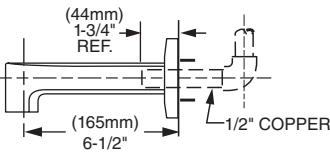
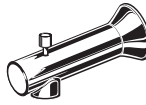
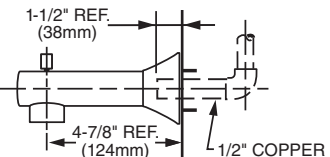

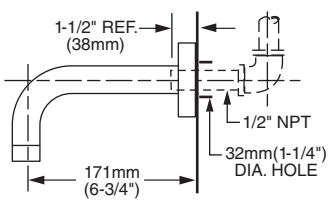

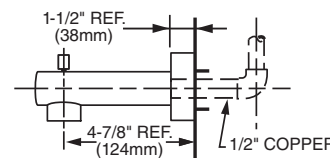

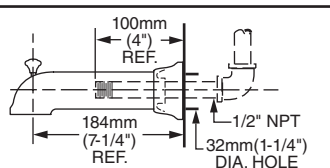

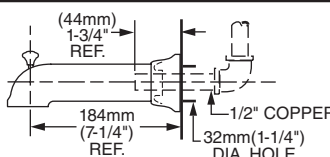

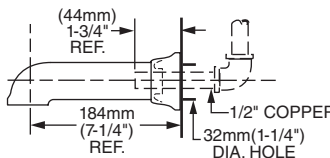

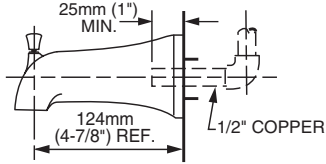

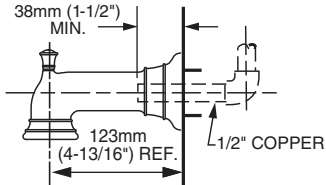

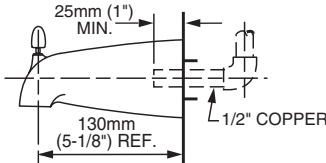

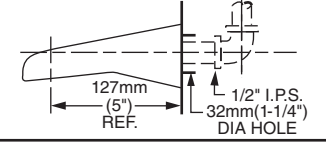

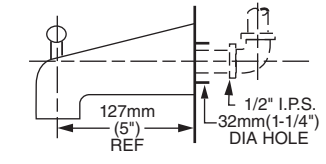

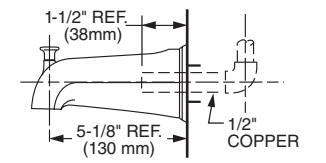

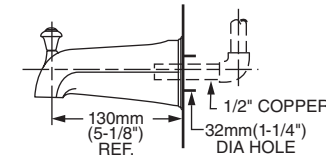

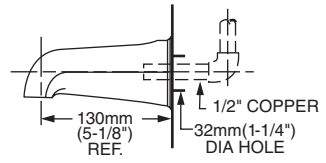

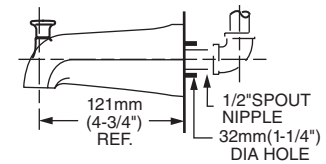


Model #	Description	Finishes	Roughing-In Dimensions
 <p><b>8888.086</b> <b>GREEN TEA® SLIP-ON DIVERTER TUB SPOUT</b></p> <ul style="list-style-type: none"> <li>For 1/2" copper pipe</li> <li>Metal Construction</li> <li>4-5/8" length to center of stream straightener</li> </ul>	.002 Polished Chrome .075 Stainless Steel	 <p>(44mm) 1-3/4" REF. 4-5/8" REF. 5-7/8" REF. 1/2" COPPER</p>	
 <p><b>8888.091</b> <b>MOMENTS™ SLIP-ON BRASS DIVERTER TUB SPOUT</b></p> <ul style="list-style-type: none"> <li>For 1/2" copper pipe</li> <li>All Brass Construction</li> <li>6-1/2" length to center of stream straightener</li> </ul>	.002 Polished Chrome .075 Stainless Steel	 <p>(44mm) 1-3/4" REF. (165mm) 6-1/2" 1/2" COPPER</p>	
 <p><b>8888.092</b> <b>MOMENTS SLIP-ON BRASS TUB SPOUT</b></p> <ul style="list-style-type: none"> <li>For 1/2" copper pipe</li> <li>All Brass Construction</li> <li>6-1/2" length to center of stream straightener</li> </ul>	.002 Polished Chrome .075 Stainless Steel	 <p>(44mm) 1-3/4" REF. (165mm) 6-1/2" 1/2" COPPER</p>	
 <p><b>8888.743</b> <b>BERWICK® SLIP-ON DIVERTER TUB SPOUT</b></p> <ul style="list-style-type: none"> <li>For 1/2" copper pipe</li> <li>Metal Construction</li> <li>4-7/8" length to center of stream straightener</li> </ul>	.002 Polished Chrome .295 Satin Nickel (PVD)	 <p>1-1/2" REF. (38mm) 4-7/8" REF. (124mm) 1/2" COPPER</p>	
 <p><b>8888.421</b> <b>SERIN® BRASS TUB SPOUT</b></p> <ul style="list-style-type: none"> <li>1/2" IPS Connection</li> <li>All Brass Construction</li> <li>6-3/4" length to center of stream straightener</li> </ul>	.002 Polished Chrome .295 Satin Nickel (PVD)	 <p>1-1/2" REF. (38mm) 171mm (6-3/4") 1/2" NPT 32mm(1-1/4") DIA. HOLE</p>	
 <p><b>8888.087</b> <b>SERIN SLIP-ON DIVERTER TUB SPOUT</b></p> <ul style="list-style-type: none"> <li>For 1/2" copper pipe</li> <li>Metal Construction</li> <li>4-7/8" length to center of stream straightener</li> </ul>	.002 Polished Chrome .295 Satin Nickel (PVD)	 <p>1-1/2" REF. (38mm) 4-7/8" REF. (124mm) 1/2" COPPER</p>	
 <p><b>8888.315</b> <b>TOWN SQUARE DIVERTER TUB SPOUT</b></p> <ul style="list-style-type: none"> <li>1/2" IPS Connection</li> <li>Metal Construction</li> <li>7-1/4" length to center of stream straightener.</li> </ul>	.002 Polished Chrome .295 Satin Nickel (PVD)	 <p>100mm (4") REF. 184mm (7-1/4") REF. 1/2" NPT 32mm(1-1/4") DIA. HOLE</p>	
 <p><b>8888.088</b> <b>TOWN SQUARE® SLIP-ON DIVERTER TUB SPOUT</b></p> <ul style="list-style-type: none"> <li>For 1/2" copper pipe</li> <li>Metal Construction</li> <li>7-1/4" length to center of stream straightener.</li> </ul>	.002 Polished Chrome .224 Oil Rubbed Bronze .295 Satin Nickel (PVD)	 <p>(44mm) 1-3/4" REF. 184mm (7-1/4") REF. 1/2" COPPER 32mm(1-1/4") DIA. HOLE</p>	
 <p><b>8888.089</b> <b>TOWN SQUARE SLIP-ON TUB SPOUT</b></p> <ul style="list-style-type: none"> <li>For 1/2" copper pipe</li> <li>Metal Construction</li> <li>7-1/4" length to center of stream straightener.</li> </ul>	.002 Polished Chrome .224 Oil Rubbed Bronze .295 Satin Nickel (PVD)	 <p>(44mm) 1-3/4" REF. 184mm (7-1/4") REF. 1/2" COPPER 32mm(1-1/4") DIA. HOLE</p>	

Model #	Description	Finishes	Roughing-In Dimensions
 <p><b>8888.017</b> <b>COPELAND™ SLIP-ON DIVERTER TUB SPOUT</b></p> <ul style="list-style-type: none"> <li>For 1/2" Copper Pipe</li> <li>Metal Construction</li> <li>4-7/8" length to center of stream straightener.</li> </ul>	<p>.002 Polished Chrome .224 Oil Rubbed Bronze .295 Satin Nickel (PVD)</p>	 <p>25mm (1") MIN. 124mm (4-7/8") REF. 1/2" COPPER</p>	
 <p><b>8888.094</b> <b>QUENTIN™ SLIP-ON DIVERTER TUB SPOUT</b></p> <ul style="list-style-type: none"> <li>For 1/2" Copper Pipe</li> <li>Metal Construction</li> <li>4-5/8" length to center of stream straightener.</li> </ul>	<p>.002 Polished Chrome .224 Oil Rubbed Bronze .295 Satin Nickel (PVD)</p>	 <p>38mm (1-1/2") MIN. 123mm (4-13/16") REF. 1/2" COPPER</p>	
 <p><b>8888.054</b> <b>TROPIC® SLIP-ON DIVERTER TUB SPOUT</b></p> <ul style="list-style-type: none"> <li>For 1/2" Copper Pipe</li> <li>Metal Construction</li> <li>5-1/8" length to center of stream straightener.</li> </ul>	<p>.002 Polished Chrome .295 Satin Nickel (PVD)</p>	 <p>25mm (1") MIN. 130mm (5-1/8") REF. 1/2" COPPER</p>	
 <p><b>8888.033</b> <b>DELUXE 5" BRASS TUB SPOUT</b></p> <ul style="list-style-type: none"> <li>1/2" IPS Connection</li> <li>All Brass Construction</li> </ul>	<p>.002 Polished Chrome .295 Satin Nickel (PVD)</p>	 <p>127mm (5") REF. 1/2" I.P.S. 32mm(1-1/4") DIA HOLE</p>	
 <p><b>8888.022</b> <b>DELUXE 5-1/8" BRASS DIVERTER TUB SPOUT</b></p> <ul style="list-style-type: none"> <li>1/2" IPS Connection</li> <li>All Brass Construction</li> </ul>	<p>.002 Polished Chrome .295 Satin Nickel (PVD)</p>	 <p>127mm (5") REF. 1/2" I.P.S. 32mm(1-1/4") DIA HOLE</p>	
 <p><b>8888.730</b> <b>PORTSMOUTH SLIP-ON DIVERTER TUB SPOUT</b></p> <ul style="list-style-type: none"> <li>For 1/2" Copper Pipe</li> <li>Metal Construction</li> </ul>	<p>.002 Polished Chrome .224 Oil Rubbed Bronze .295 Satin Nickel (PVD)</p>	 <p>1-1/2" REF. (38mm) 5-1/8" REF. (130mm) 1/2" COPPER</p>	
 <p><b>8888.055</b> <b>DELUXE DIVERTER TUB SPOUT</b></p> <ul style="list-style-type: none"> <li>1/2" IPS Connection</li> <li>Metal Construction</li> </ul>	<p>.002 Polished Chrome .295 Satin Nickel (PVD)</p>	 <p>130mm (5-1/8") REF. 1/2" COPPER 32mm(1-1/4") DIA HOLE</p>	
 <p><b>8888.056</b> <b>SLIP-ON NON DIVERTER TUB SPOUT</b></p> <ul style="list-style-type: none"> <li>For 1/2" Copper Pipe</li> <li>Metal Construction</li> </ul>	<p>.002 Polished Chrome .224 Oil Rubbed Bronze</p>	 <p>130mm (5-1/8") REF. 1/2" COPPER 32mm(1-1/4") DIA HOLE</p>	
 <p><b>8888.026</b> <b>SLIP-ON 4" DIVERTER TUB SPOUT</b></p> <ul style="list-style-type: none"> <li>For 1/2" Copper Water Tube</li> <li>Metal Construction</li> </ul>	<p>.002 Polished Chrome</p>	 <p>121mm (4-3/4") REF. 1/2" SPOUT NIPPLE 32mm(1-1/4") DIA HOLE</p>	